

FREEWAY Steel Mobile Hoists



PRISM MEDICAL UK

Moving, Handling and Bathing Solutions™

STRONG



DURABLE. VERSATILE.

A range to cater for a variety of hoisting requirements.

The Freeway range of steel mobile hoists is the result of 30 years of experience in developing, manufacturing and supplying hoists, combined with the knowledge gained from working with the professionals and caregivers who use them.

All Freeway steel mobile hoists are designed and manufactured in the UK with one key principle in mind; to make lifting and handling easier and safer for both the client and the caregiver.

The range includes mobile hoists and a stand aid in order to provide a variety of solutions to hoisting requirements, even for those with the tightest budgetary constraints.

The compact, ergonomic design of the hoists make them perfect for use in community or nursing environments.

FREECOTE

All Freeway steel mobile hoists are of a durable construction which is easy to clean. The protective coating of the hoist includes Freecote, our unique antimicrobial and antibacterial coating.



FREEWAY E-Series Mobile Hoists



The Freeway E-Series Steel Mobile Hoists are exclusively designed and manufactured in the UK to provide a highly economical solution to hoisting requirements.

The E-Series is perfect for those who are in need of a general purpose mobile hoist or for those working within tight budgetary constraints. It hosts a number of features including manual leg opening and has the ability to lift clients from the floor.

There are two variations of the Freeway E-Series - the E-160 and the E-180 which each equate to the maximum lifting capacity (in kg) of the hoist.

The compact, ergonomic design makes the Freeway E-Series perfect for use in community or nursing environments.

Key Features of the Freeway E-Series



Manual leg opening

Allows the hoist to be positioned correctly for a stable and safer lift without restricting access around chairs and beds.



Ergonomically designed handset

Enhances ease of operation and can be conveniently placed on any part of the hoist when not in use.

- Heavy duty castors. 75mm front, 100mm rear (braked)
- Freeway carry bar with 360° turn capability
- On board charging
- Emergency stop button & manual emergency lowering
- Rear foot bar to enhance manoeuvrability
- Ergonomically profiled push handles



Contact Us: To request a quote or assessment, please

FREEWAY S-Series Mobile Hoists



The Freeway S-Series Steel Mobile Hoists are exclusively designed and manufactured in the UK to provide a high quality solution to hoisting requirements.

The S-Series is perfect for those looking for a high quality hoist with added features including powered leg opening and Actu-log hoist usage display. It's superior lifting range enables clients to be lifted safely from the floor.

There are two variations of the Freeway S-Series - the S-160 and the S-180 which each equate to the maximum lifting capacity (in kg) of the hoist.

The compact, ergonomic design makes the Freeway S-Series perfect for use in community or nursing environments.

Key Features of the Freeway S-Series



Powered leg opening

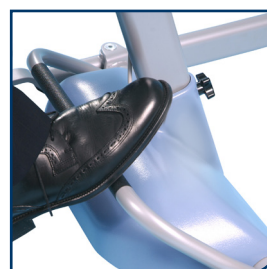
Allows the hoist to be positioned correctly for a stable and safer lift without restricting access around chairs and beds.



Inbuilt counter

Included within the control box to record and display the hoists usage.

- Heavy duty castors. 100mm front, 100mm rear (braked)
- Freeway carry bar with 360° turn capability
- On board charging
- Emergency stop button & manual emergency lowering
- Rear foot bar to enhance manoeuvrability
- Ergonomically profiled push handles



FREEWAY M-Series Mobile Hoists



The Freeway M-Series Steel Mobile Hoists have been specifically designed alongside clients and carers to provide the highest quality solution to lifting and handling requirements.

The M-Series is perfect for those looking for the a feature rich hoist with optional extras available such as a quick release carry bar, weigh scales and off board charging.

There are two variations of the Freeway M-Series - the M-150 and the M-175 which each equate to the maximum lifting capacity (in kg) of the hoist.

Its compact, ergonomic design makes it perfect for use in community or nursing environments.

Key Features of the Freeway M-Series



Powered leg opening


Allows the hoist to be positioned correctly for a stable and safer lift without restricting access around chairs and beds.



Inbuilt counter

Included within the control box to record and display the hoists usage.

- Heavy duty castors. 100mm front, 100mm rear (braked)
- Freeway carry bar with 360° turn capability
- On board charging (off board charging available as extra)
- Emergency stop button & manual emergency lowering
- Rear foot bar to enhance manoeuvrability
- Ergonomically profiled push handles
- QRS Quick Release System and weigh scales available as extra



Contact Us: To request a quote or assessment, please

FREEWAY SA-160 Stand Aid



The Freeway SA-160 is a sit to stand hoist which delivers a smooth, safe transfer for both the client and the caregiver.


Compact and easy to manoeuvre, this hoist is uniquely designed to provide three functions; as a transfer hoist, as a sit to stand hoist or as an aid to rehabilitation by assisted standing.

The SA-160 benefits from a safe working load of 160kg and is suitable for community or nursing environments.

Key Features of the Freeway SA-160



Removable two position footplate
Allows for gait training and ease of cleaning.



Multi-directional knee pad
Is fully padded and allows for individual adjustment to provide full support.

- Powered leg opening
- Heavy duty castors. 100mm front, 100mm rear (braked)
- Inbuilt counter to record and display the stand aid usage
- On board charging
- Emergency stop button & manual emergency lowering
- Rear foot bar to enhance manoeuvrability
- Ergonomically profiled push handles



Technical Specifications

Model Specification	E-160	E-180	S-160	S-180	M-150	M-175	SA-160
Maximum Weight Capacity	160	180	160	180	150	175	160
Maximum Lifting Height	1650	1890	1650	1890	1630	1770	1645
Minimum Lifting Height	500	600	500	600	540	600	650
Overall Length	1190	1260	1190	1260	1140	1240	1160
Spreader Bar at Max Reach	1040	1240	1040	1240	1040	1240	N/A
Reach at Max Height	520	560	520	560	520	560	N/A
Reach at Min Height	420	500	420	500	420	500	N/A
Max Reach	735	810	735	810	735	810	N/A
Turning Radius	1250	1350	1250	1350	1200	1300	1200
Legs Open - External Width	1250	1350	1250	1350	1120	1140	1120
Legs Open - Internal Width	1150	1150	1150	1150	1020	1040	1020
Legs Closed - External Width	700	700	700	700	720	720	720
Legs Open - Internal Width	590	590	590	590	620	620	620
Overall Height of Legs	97	123	97	123	123	123	123
Ground Clearance	35	50	35	50	50	50	50
Front Twin Castors	75	75	100	100	100	100	100
Rear Braked Castors	100	100	100	100	100	100	100

Weights	E-160	E-180	S-160	S-180	M-150	M-175	SA-160
Mast & Boom inc all fixings	19	19	19	19	15	19	23.7
Base Assembly	14	18	14	18	16	18	23.9
Assembled Unit	33	39	33	39	33	39	47.6
Battery	N/A	N/A	2.8	2.8	2.8	2.8	2.8

(Dimensions in mm and weights in kg)



FULL 2 YEAR WARRANTY (excludes batteries)

All Freeway mobile hoists are manufactured in the UK to meet and exceed all relevant design, safety and quality standards.

✓ BS EN ISO 10535:2006 Compliant 'Hoists for the transfer of disabled persons – Requirements and test methods'

Your Prism Medical regional office...

Westholme Division

Unit 4, Jubilee Business Park, Jubilee Way, Grange Moor, Wakefield, West Yorkshire
WF4 4TD
Tel: +44 (0) 844 980 2260
Fax: +44 (0) 844 980 2261
E-mail: info@westholme.co.uk

Movement2 Division

Unit 8 The Warren, East Goscote Industrial Estate, East Goscote, Leicestershire LE7 3XA
Tel: +44 (0) 844 980 2281
Fax: +44 (0) 844 980 2282
E-mail: mail@movement2.co.uk
www.movement2.co.uk

Carefree Division

13 - 15 Pennington Street, Hindley, Wigan, Lancashire WN2 3AH
Tel: +44 (0) 844 980 2266
Fax: +44 (0) 844 980 2267
E-mail: info@carefreelifting.co.uk

Prism South

Unit 42 South Hampshire Industrial Park, Totton, Southampton, Hampshire SO40 3SA
Tel: +44 (0) 844 980 2272
Fax: +44 (0) 844 980 2273
E-mail: prismsouth@prismmedical.co.uk



INVESTORS
IN PEOPLE



Unit 4, Jubilee Business Park, Jubilee Way, Grange Moor, Wakefield, West Yorkshire, WF4 4TD
Tel: +44 (0) 845 409 2000 E-mail: info@prismmedical.co.uk www.prismmedical.co.uk