



Track hoists and gantries

For all your healthcare needs



Prism Medical UK is a leading manufacturer and supplier of patient-handling equipment with a strong reputation for designing and producing high-quality ceiling track hoists and accessories. With decades of experience in the healthcare industry, Prism Medical UK has established itself as an expert in providing safe, reliable, and innovative patient transfer solutions.

Our ceiling track hoists are designed to meet the specific needs of healthcare facilities, allowing patients to be safely and efficiently transferred between beds, chairs and other surfaces. With a range of hoist systems and accessories available, we can provide tailored solutions to meet the unique requirements of any care environment.

At Prism Medical UK, we are committed to providing our customers with the highest level of service and support. Our team of experts is dedicated to ensuring that our products are installed and maintained to the highest standards, giving you peace of mind and helping improve patient care quality.

Why choose a ceiling track hoist?

Safe patient transfers:

Ceiling track hoists provide a safe and comfortable way to transfer patients, reducing the risk of injury to patients and caregivers. With a secure, stable hoist system, patients can be moved smoothly and efficiently, with minimal physical strain on the caregiver.

Increased efficiency:

Ceiling track hoists allow quicker and more efficient patient transfers, reducing the time and effort required for each transfer. This can help to increase productivity and reduce waiting times for patients.

Versatility:

Ceiling track hoists can be used in various care environments, from hospitals and care homes to private residences. With numerous hoist systems and accessories available, we can provide tailored solutions to meet the specific needs of any care setting.

Space-saving:

Ceiling track hoists occupy minimal floor space, which is ideal for limited or restricted facilities. This can help to improve accessibility and make it easier to provide high-quality care in challenging environments.

Cost-effective:

While ceiling track hoists may require an initial investment, they can be a cost-effective long-term solution for patient transfer. By reducing the risk of injury and increasing efficiency, ceiling track hoists can help to improve patient outcomes and reduce the need for additional staffing or equipment.

Improved patient dignity:

Ceiling track hoists can help to enhance patient dignity by reducing the need for manual lifting and handling. This can help improve the overall patient experience and ensure patients feel comfortable and respected throughout their care journey.

Our ceiling track hoists

Removable hoists and gantries

Removable hoists are ideal for patients who require a transfer in different areas or rooms or where a quick or temporary solution is needed. These hoists are designed to be easily moved between rooms or facilities, making them a versatile option for homecare, temporary facilities or facilities that require flexibility. Removable hoists also take up minimal storage space and can be used in areas where a fixed hoist would be impractical or impossible.

Prism CP and CPP removable hoists

The Prism CP and CPP hoists have a compact, lightweight design and are an excellent option for mobile gantries or fixed tracks where there is a need to remove the hoist frequently. The CP hoist will remain positioned as the carry bar is lowered, while the CPP unit will lower with the user.



Features and benefits

- Available in a range of weight capacities - 130 kg or 200kg
- Sleek, lightweight, compact design with easy-to-use controls
- It has a lifting range of 2100mm
- Quick-release system for easy removal and installation of the hoist unit
- Electronic emergency lowering system in case of failure
- Trolley set compatible with various track systems
- LED indicators for battery level status and diagnostics
- Auto-power off to conserve the battery
- TUV independently verifies the high quality

Prism FSG200 Gantry

The Prism FSG200 gantry is free-standing, durable and lightweight, making it easy to move and position. Its modular construction ensures easy assembly and is adjustable to suit the environment.



Features and benefits

- Safe working load of 200kg to match our removable hoists
- No room modifications are required for permanent or temporary applications
- Easy, tool-free assembly
- Height and width adjustment makes it suitable for a range of environments
- Fixtures and fittings provide a secure and sturdy base
- The gantry is light and compact, making it easy to transport and assemble, even where space is limited

Prism Pressure Fit Gantry

The Prism Pressure Fit gantry has a unique pressure-fit design that eliminates the need for any permanent fixtures or fittings, allowing for easy installation and removal.



Features and benefits

- Safe working load of 200kg to match our removable hoists
- No room modifications are required for permanent or temporary applications
- Easy, tool-free assembly
- Height and width adjustment makes it suitable for a range of environments
- Ceiling plates provide a secure and sturdy installation
- The gantry is light and compact, making it easy to transport and assemble, even where space is limited

Fixed hoists

Fixed mobile hoists are designed for permanent installation. They offer a secure and stable transfer solution. They are ideal for frequent transfer, and the installation can be tailored to the environment and the user's needs. For fixed hoists, we recommend our free assessment service.

Freeway TX Advanced

This is our most comprehensive ceiling track hoist, boasting an advanced lift tape and an improved design for superior performance and reliability. With the option of manual or powered traverse, plus customisable features, it offers the ultimate versatility and adaptability.



Optional features

- Manual or powered traverse
- Quick-release trolley (QRT)
- Constant charge
- Return to charge
- Powered H-system
- Powered turntable

Features and benefits

- Available in a range of weight capacities – 130kg, 200kg or 272kg
- Easy-to-use pneumatic handset with 2, 4 or 6-button operation
- It has a lifting range of 2000mm
- Quick-release carry bar for easy change or attaching a QRS scale unit
- Offers a highly customisable solution that can be tailored to meet the specific needs of individual users and care environments
- Suitable for various fixed track systems
- Powered emergency lowering, manual lowering, and emergency stop offer peace of mind
- LCD shows helpful user notifications such as battery level and service interval reminders
- TUV independently verifies the high quality

Freeway Transactive Xtra

Like our other track hoists, the Freeway Transactive Xtra boasts a discreet design. It is suitable for 14 track types and is available as manual or powered traverse.




Features and benefits

- Available in a range of weight capacities – 130kg, 160kg, 200kg or 270kg
- Easy-to-use pneumatic handset with 2, 4 or 6-button operation
- It has a lifting range of 2000mm, which can be extended with the extension kit accessory
- Offers a highly customisable solution that can be tailored to meet the specific needs of individual users and care environments
- Suitable for various fixed track systems
- Powered emergency lowering, manual lowering, and emergency stop offer peace of mind

Mackworth Essentials CT

The Mackworth Essentials CT is our smallest fixed ceiling track hoist. It may be small, but it boasts an impressive lifting range of 2100mm.

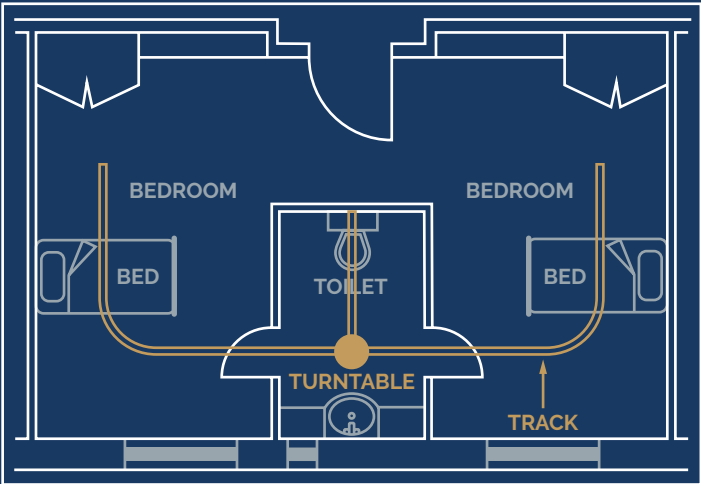
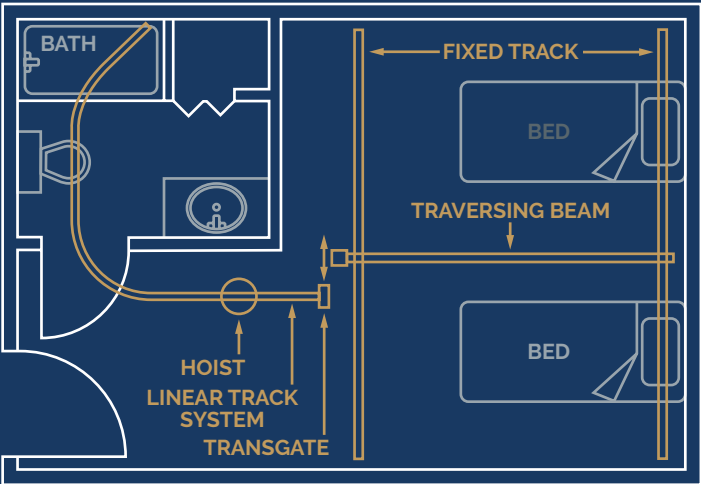
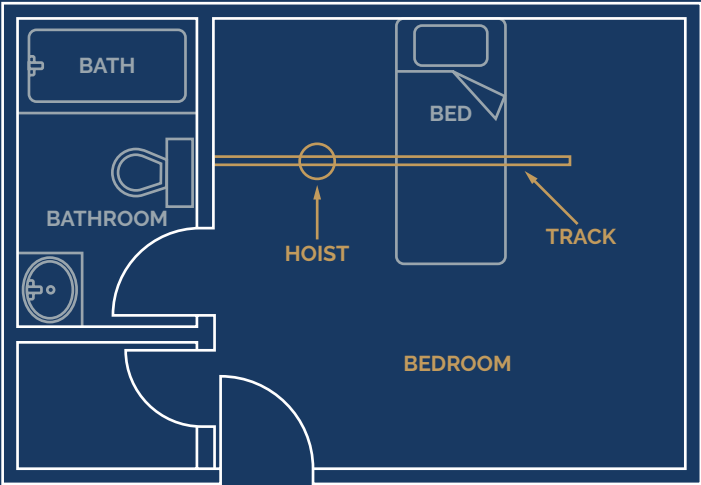


Features and benefits

- Available in a range of weight capacities - 130kg or 200kg
- Sleek, compact design with easy-to-use controls
- It has a lifting range of 2100mm
- In-track or handset charging is available for added convenience
- Quick-release carry bar for easy change or attaching a QRS scale unit
- Electronic emergency lowering system in case of power failure
- Trolley set compatible with various track systems
- LED indicators for battery level status and diagnostics
- Auto-power off to conserve the battery
- TUV independently verifies the high quality

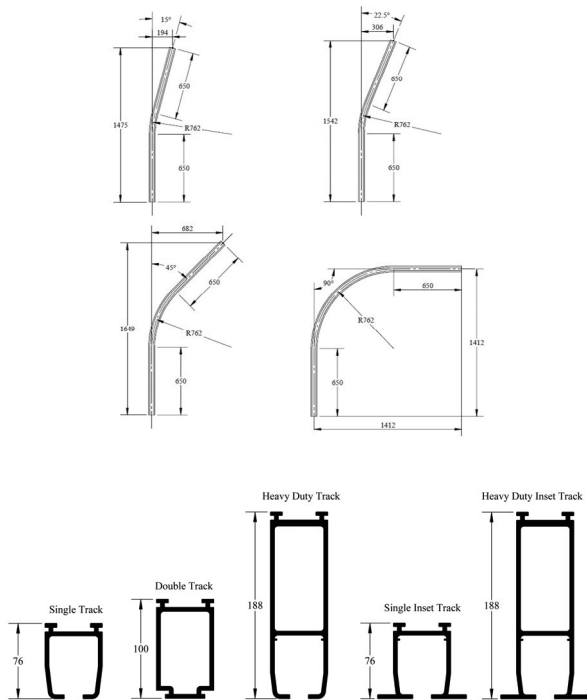
Installation solutions

Choose from various track configurations, including straight runs, H-systems, transition gates and turntables, to suit the care environment and ensure maximum ease of transfer.



Track

Various track types exist, including single, double and heavy-duty tracks, with straight and curved options.



H-system

A H-system allows for greater coverage of floor space, whilst maintaining the space-saving benefits of a fixed ceiling track hoist.




Transition gate

The transition gate provides a seamless transition from one track to another, allowing maximum flexibility within the care environment.



Powered or manual turntable

The turntable allows the joining of multiple tracks, providing maximum flexibility within the care environment.



Comparing hoists

MODEL		Fixed									Removable			
		Freeway TX Advanced			Freeway Transactive Xtra				Mackworth Essentials CT		Prism CP		Prism CPP	
SWL (kg)		130	200	272	130	160	200	270	130	200	130	200	130	200
Track type*	1 - 5	•	•	•	•	•	•	•	•	•	•	•	•	•
	6 - 14				•	•	•	•						
	Prism gantry (FSG/PFS)										•	•	•	•
Charging type	Handset								•	•	•	•	•	•
	In track	•	•	•	•	•	•	•	•	•				
Lifts per charge		130	65	35	120	92	60	33	100	60	100	60	100	60
Carry bar	QRS 3 point (black)	•	•	•					•	•	•	•	•	•
	QRS 1 point (white)								•	•	•	•	•	•
	Standard (black)				•	•	•	•						
Traverse	Manual	•	•	•	•	•	•	•	•	•	•	•	•	•
	Powered	•	•	•	•	•	•	•						
Certifications	TUV	•	•	•					•	•	•	•	•	•
	MDR	•	•	•	•	•	•	•	•	•	•	•	•	•
Options**	QRT	•	•	•	•	•	•	•						
	Powered turntable	•	•	•	•	•	•	•						
	Powered H-system	•	•	•	•	•	•	•						
	Return to charge	•	•	•	•	•	•	•						
	Constant charge	•	•	•										

*For more details on the different track types, please get in touch.

**A single option is available per unit.

Assessment service

A complimentary, comprehensive assessment service is available from our experienced assessors. They will consider the care environment and the needs of the patient to identify the following:

- Transfer points
- Access to the room
- Hoist type (for example, manual, powered, sling fixing and type)
- The weight limit required
- Dimensions of the room and position of the track
- Construction material/fixing method
- Direction and condition of joists
- Proposed bracketry
- Electrical requirements
- Any building work required (door headers etc.)
- Restrictions or challenges



**Please get in touch to learn more about our
range of track hoists or arrange an assessment.**

Prism Medical UK Head Office

Unit 4, Jubilee Business Park,
Grange Moor, Wakefield
WF4 4TD

Prism Medical UK Manufacturing Centre

Unit 1, Tir Llwyd Industrial Estate,
Kinmel Bay, Conwy
LL18 5JZ

Telephone: **01924 840100**

Email: **info@prismmedical.co.uk**

Website: **www.prismmedical.co.uk**



Ref:11/25