

CA900 Transport




Lifestyle Slings

**MANUFACTURED IN GREAT
BRITAIN BY CARE-ABILITY
HEALTHCARE.**



All our slings are designed and manufactured in-house using the best technology and materials available plus using the skills and knowledge of Health Care Professionals.

A wide range of standard sizes and choice of loop or clip fastening.



More information and product video - www.care-ability.co.uk

Care-ability Healthcare Ltd
Phoenix House
Pattinson Industrial Estate
Washington
Tyne & Wear
NE38 8QE
UK

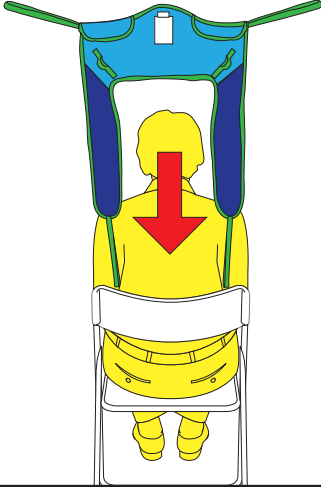
t: 0191 415 9777 | f: 0191 415 9888
e: info@care-ability.co.uk
www.care-ability.co.uk

Care-ability
healthcare

CA900 Transport

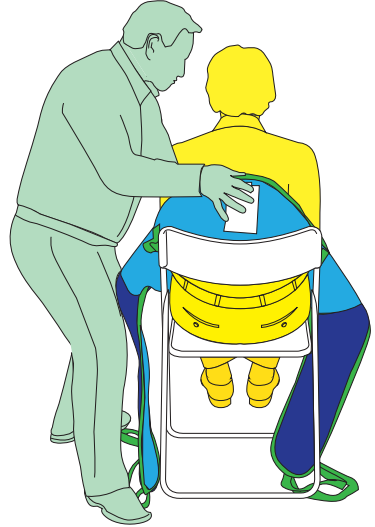
1 PLEASE NOTE - BEFORE FITTING REMOVE THE SQUARE HOOK PATCH ON THE BODY BELT.

Ensure that the guiding handles and identification label are on the outside.



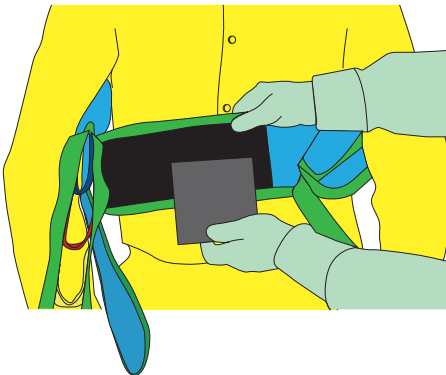
2

The Sling should be centred and aligned with the user's back. The aperture should sit above the waist line and the padded rolls are underneath the arms.



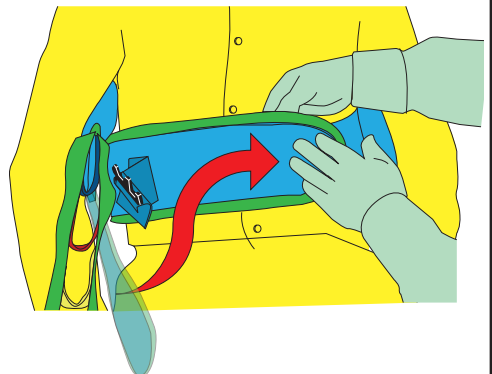
3

Place the body belt around the user's torso and replace hook and loop fastener patch to the belt.

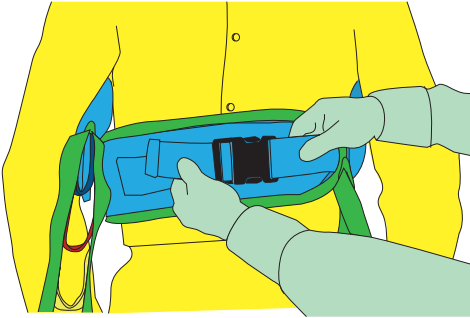


4

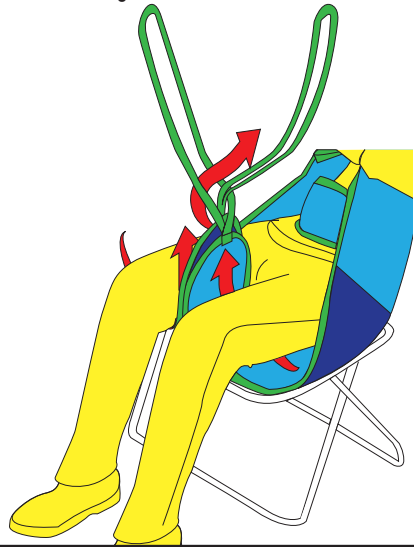
Close belt firmly ensuring a comfortable fit. This does not need to be over tight. Check the sling is equal and square with equal amounts of material under the arms.



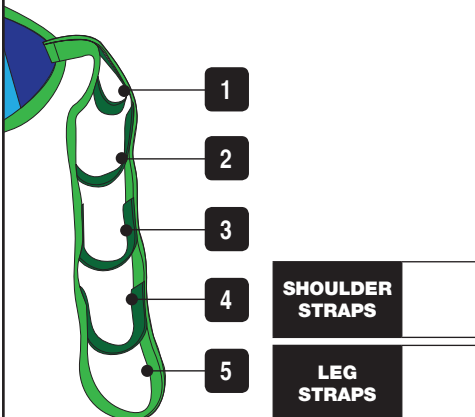
- 5** Clip the two sections of the buckle together and pull the strap to ensure a comfortable fit.



- 6** Carefully feed the legs of the sling underneath pushing the sling section down into the seating surface to avoid friction and shear against the clients legs.



- 7** The loop selection of each strap should be in accordance to a moving handling plan written by a competent person. Lifting straps can contain differing quantities of loops, the loop closest to the body of the sling will always be identified as number 1.



- 8** Attach straps to the spreader bar.



EXAMINATION AND INSPECTION OF SLING

CAUTION

Before every lift visually examine the slings structural integrity. If there is any sign of excessive damage to the fabric or straps DO NOT USE THE SLING.

GENERAL EXTERNAL WEAR

In normal use this is unavoidable and is shown by fluffiness to the surface fibres. This may be caused by sharp edges on straps or hook and loop fastener. This is harmless unless it becomes too extensive. Normal material condition is smooth or flat.

LOCAL ABRASION IN THE WEBBING STRAPS

This may be caused by the passage of the webbing over the sharp edges whilst under tension or hook and loop fastener. Slight damage to the outer fibres may be considered safe but in severe cases this should lead to instant rejection of the product.

CUTS, HOLES OR BURNS


These are dangerous and must lead to instant rejection of the product.

EXAMINATION OF STITCH PATTERNS


Examine the stitch patterns for broken, worn, pulled or unravelled stitches. Reject any product where the thread has become subject to excessive abrasion or broken stitches.



DO NOT USE



DO NOT USE



Critical stitch area on all lifting straps

THIS MUST BE INTACT

WASHING INSTRUCTIONS

Each sling can be laundered up to 80°C using a mild soap solution and then rinse. Slings will air dry quickly in a warm room or in the normal manner. Tumble dry on low setting only. Do not place over a convective heater or steam pipes. Do not use Biological detergents. Do not use Bleach. Do not use strong chemicals. A faded label is an early indicator that sling is subject to harsh /abrasive cleaning methods do not continue to use sling. All slings fitted with a hook and loop fastener body belt should have the hook and loop fastener square removed during laundering and refitted afterwards. This will significantly extend the lifespan of the product.

SAFE WORKING LOAD

Spacer - 300kg | Poly - 400kg | Mesh 300kg | Parachute 200kg

SLING INSPECTION

Each product should be inspected prior to each use and with your six month or annual hoist inspection. This is in line with LOLER (Lifting Operations and Lifting Equipment Regulations)

SAFETY AND QUALITY STANDARDS

Care-ability Healthcare (manufacturer), are registered with the Medicines and Health Care Regulatory Agency of the UK Government to manufacture Class 1 Medical Devices. Our products are categorised as a Class 1 Medical Device and carry the CE mark under the European Medical Device Directive EU93-42. The products are designed and manufactured under the externally accredited BS EN ISO 9001:2008 quality system well beyond the requirements of BS EN 10535:2006, The Hoist and Sling Standard.

All of our products are thoroughly inspected by two staff members prior to the product being despatched. Our Lifestyle slings is labelled with a unique serial number to assist with trace ability and for recording LOLER examinations.

Care-ability
healthcare